

00	index HRW / HCP general
01	powersupply fan 230V
02	powersupply fan 400V
03	powersupply 24V AC
10	Overview OJ Air2 Master
11	Digital in
12	Analog in
13	Analog out
14	Digital out
	Overview PTH 6202-2, 6202, temp sensors, pressure sensors
20	Overview Dual PTH 6202-2 and Ext module
21	overview temperature and pressure sensors with flow control
22	rotor controller
23	humidity sensor
30	option description
31	Relay connections
32	Relay connections
33	Relay connections
50	unit drawing HCP
51	cabinet drawing & display connection 400V
60	unit drawing HRW
61	unit drawing HCP

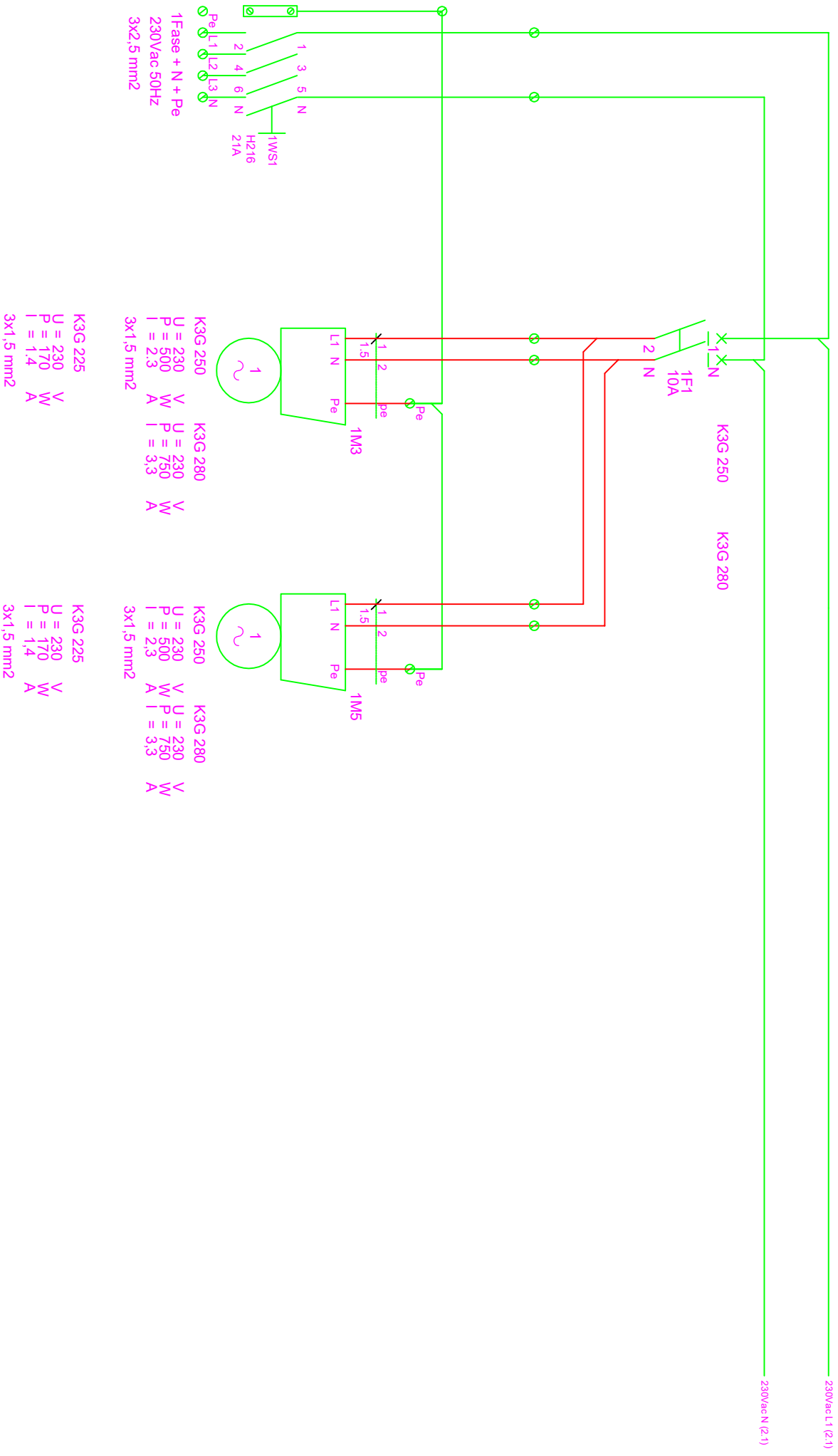
①	
②	
③	
④	

Get.	HMV
Datum	19-09-2019
-	-
-	-

Order	OJ Air2 master
Type	
Rev.	
status	-

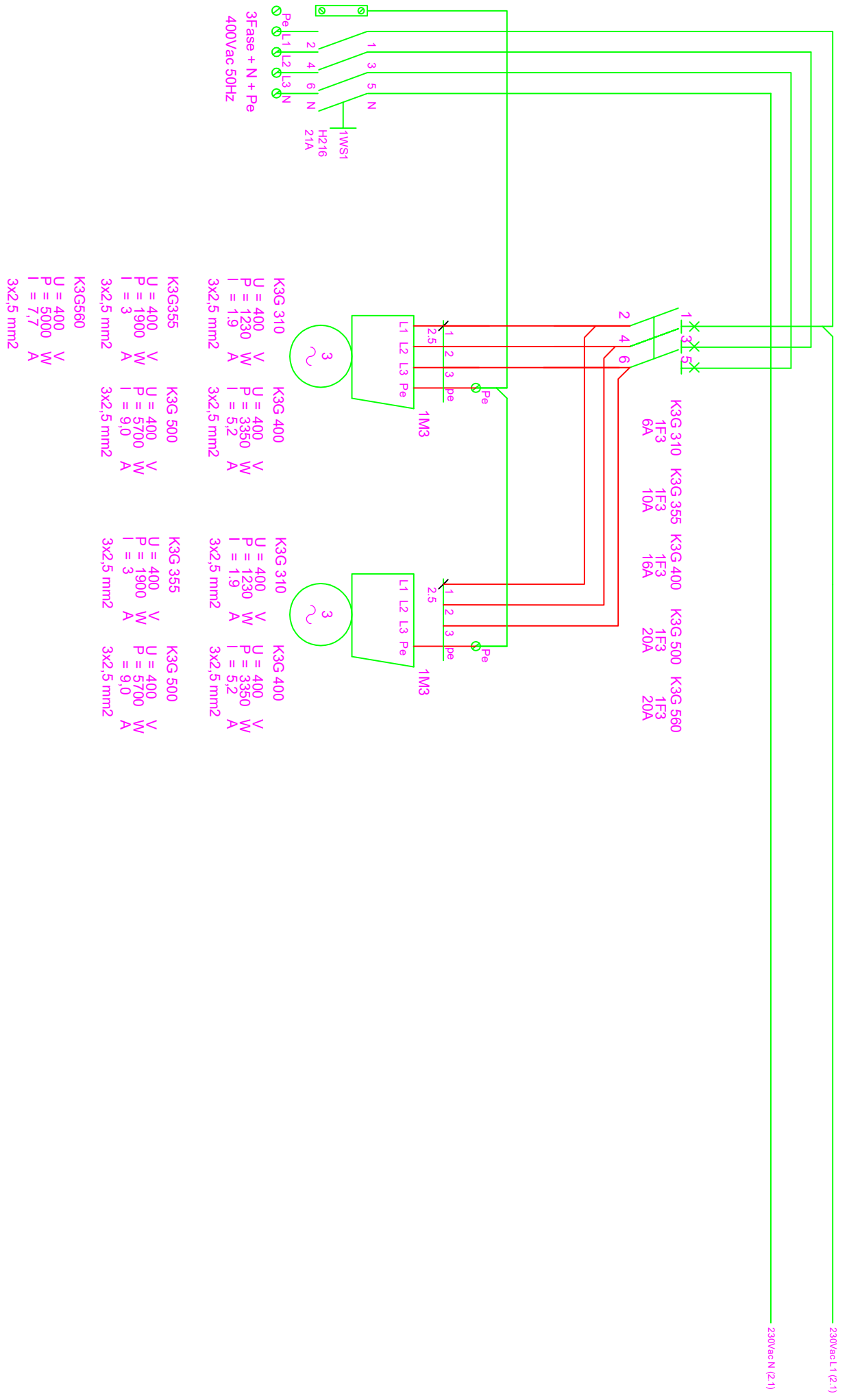
page description	
Index	

	1	2	3	4	5	6	7	8	9	10
	main power		exhaust fan		supply fan					
	switch									



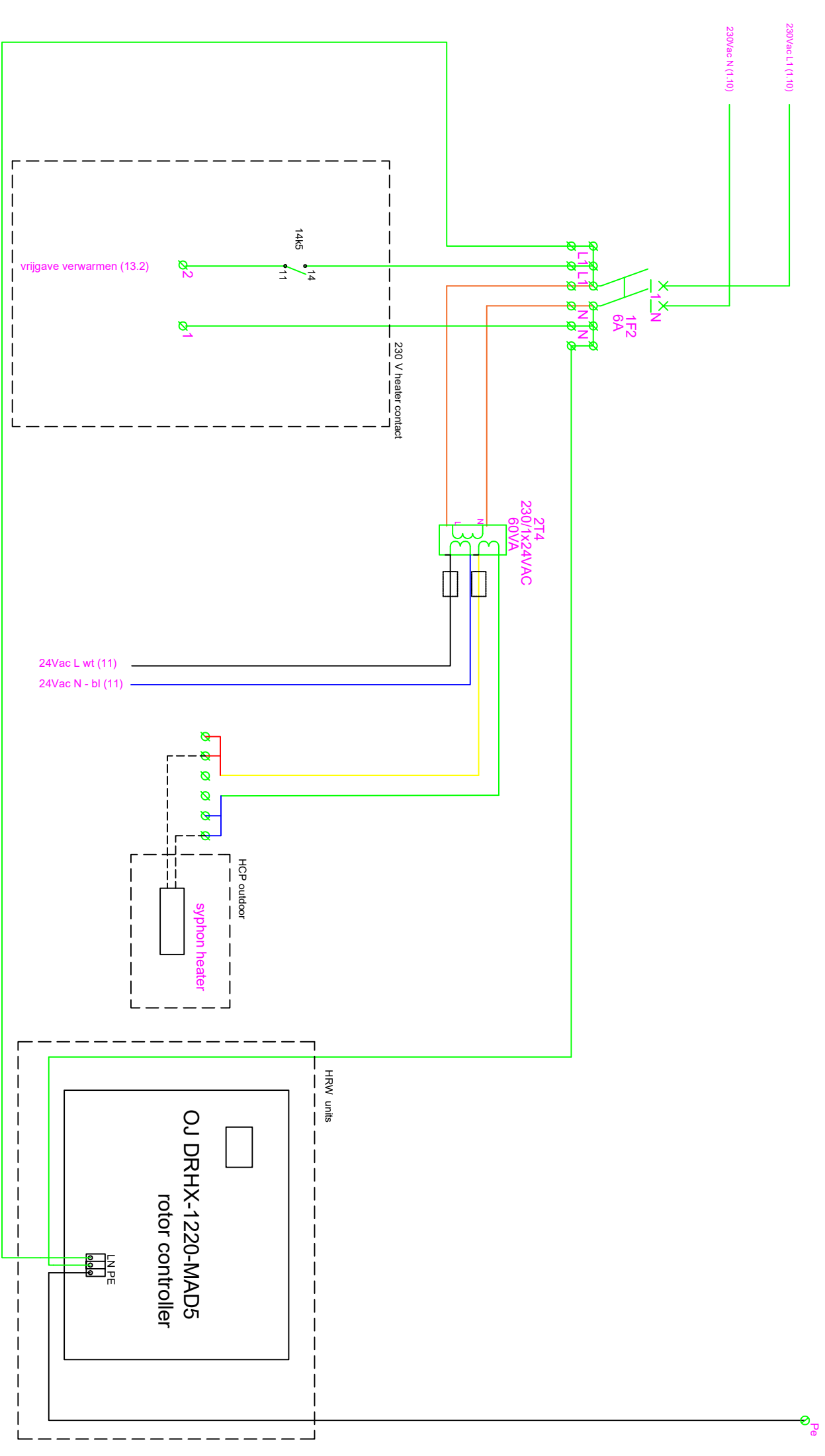
Get.	HMV	Order	OU Air2 master	Page discription	power supply 230V - 230V	Page : 01
Datum	19-09-2019	Type	Rev.			
		status				

	1	2	3	4	5	6	7	8	9	10
	main power		exhaust		supply					
	switch		fan		fan					



Get.	HMV	Order	OJ Air2 master	Page discription	power supply 400V - 230V
Datum	19-09-2019	Type	Rev.		
		status	-		

1	2	3	4	5	6	7	8	9	10
			powersupply Trafo		powersupply OJ Air2 AHC 3000		powersupply OJ Air2 DRHX 1120 rotor controller		



①	Get.	HMV	Order	Page discription	Page : 03
②	Datum	19-09-2019	Type	Powersupply 24VAC	
③			Rev.	OJ Air2 master	
④			status	-	

OJ AIR 2 Master

Klem	code	code	Klem	code	code
1	24V AC	Powersupply	23	Aout3	Supply fan
2	24V AC		24	Dou1	(EXT)Damper contact
3	Din1	Alarm supply fan	25	Dou1	
4	GND	Alarm extract fan	26	Dou2	Heating relay pumps witch
5	Din2		27	Dou2	
6	Din3	Filter alarm supply	28	Dou3	A-alarm
7	GND	Filter alarm extract	29	Dou3	
8	Din4		30	Dou4	B-alarm
9	Din5	start stop contact	31	Dou4	
10	GND	external fire alarm	32	Dou5	Operation relay
11	Din6		33	Dou5	
12	Ain1	Co2 sensor	34	Dou6	
13	Ain2	VOC sensor	35	Dou6	
14	GND		36	Dou7	
15	+24V		37	Dou7	
16	Tin1	sensor exhaust			
17	GND	sensor supply			
18	Tin2				
19					
20	GND	bypass HCP			
21	Aout1	Extract fan			
22	Aout2				

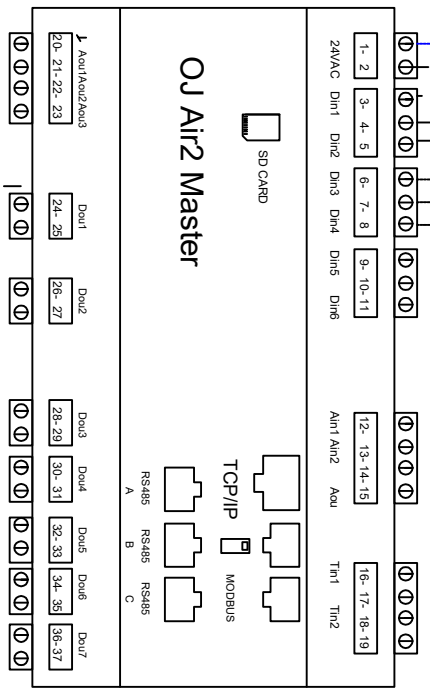

Get. Datum 19-09-2019
 HMV
 -

Order Type OJ Air2 master
 Rev. -
 status -

page description
 overview OJ air AHC 3000T

	1	2	3	4	5	6	7	8	9	10	
	Din 1	Din2	Din3	Din4	Din5	Din6					
	Alarm	Alarm	start/stop	Fire	High						power
	supply fan	extract fan	contact	contact	Speed						controller

24Vac L-wt (11)
24Vac N-bl (11)



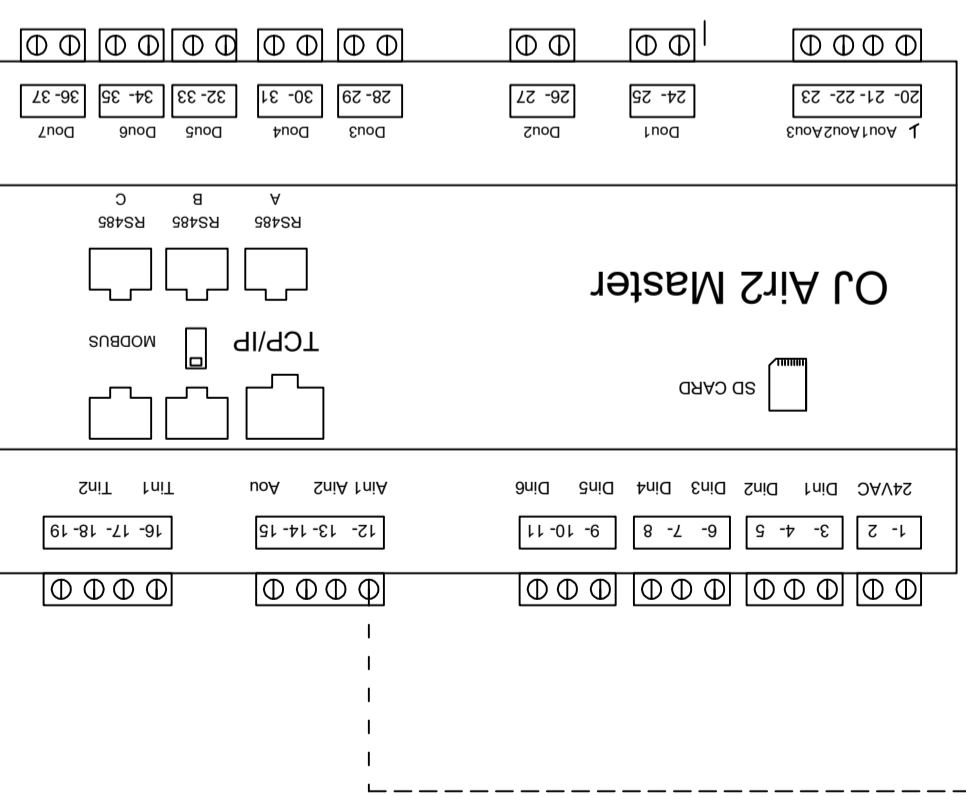

Get.	HMV
Datum	19-09-2019
Rev.	-

Order Type	OJ Air2 master
Rev.	-
status	-

Page discription
Digital in

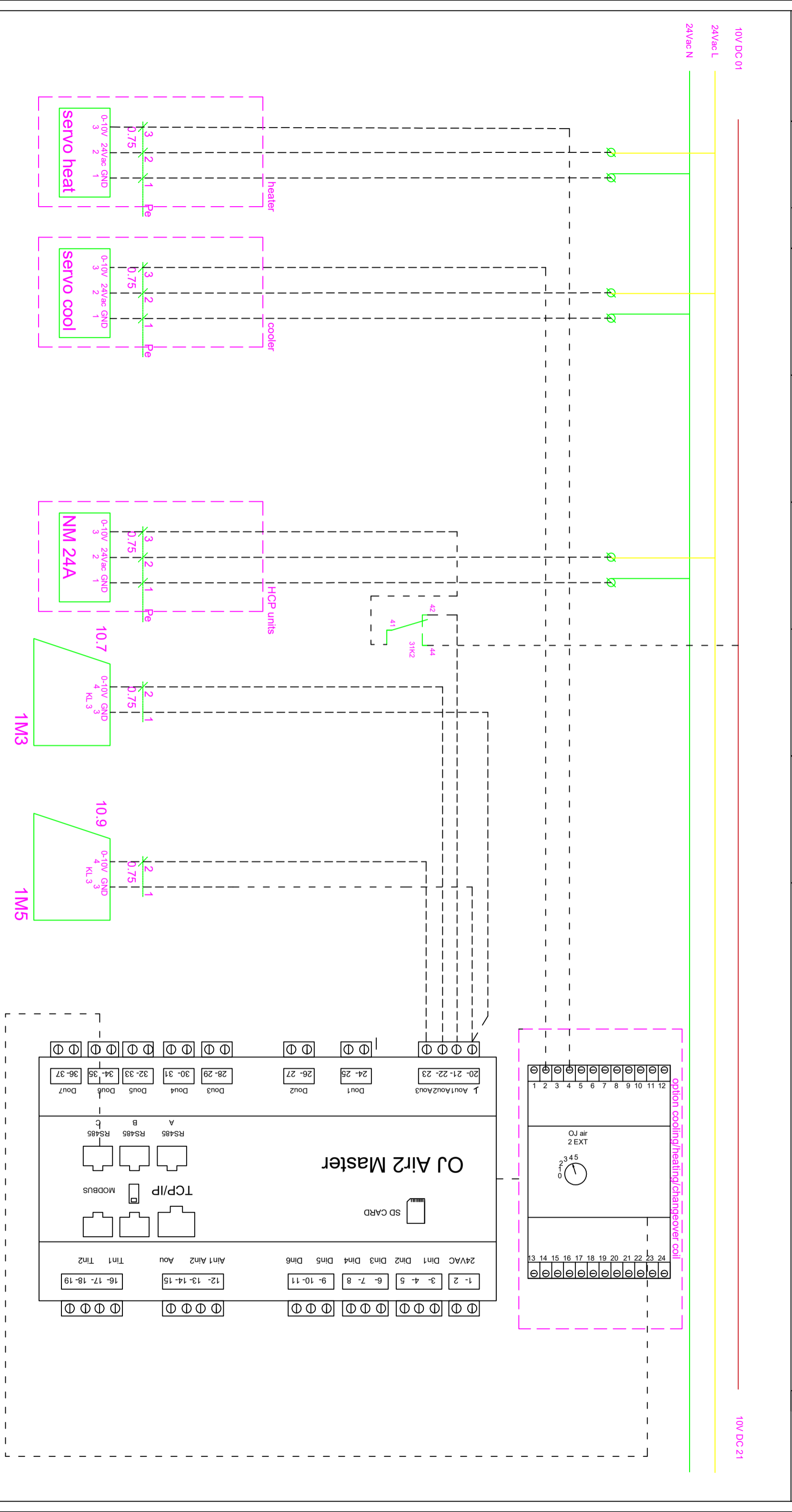
Blz: 11

1	AI1 CO2 sensor	2	AI2 VOC sensor	3	4	5	6	7	8	9	10



①	Get.	JMV	Order Type	OJ Air2 master	Page description	Blz:	12
②	Datum	19-09-2019	Rev.	-	Analog in		
③	-	-	status	-			

1	AO 1 heating (HP) cooling HP EXT 3,4	2	AO2 Cooling EXT 1,2	3		4	AO 1 bypass HCP	5	AO 2 extract fan	6	AO 3 supply fan	7		8		9		10	
---	---	---	---------------------------	---	--	---	--------------------	---	------------------------	---	-----------------------	---	--	---	--	---	--	----	--



①	Get.	HMV	Order	Page description	Blz:	13
②	Datum	19-09-2019	Type	Analogue out		
③			Rev.			
④			status			
⑤						

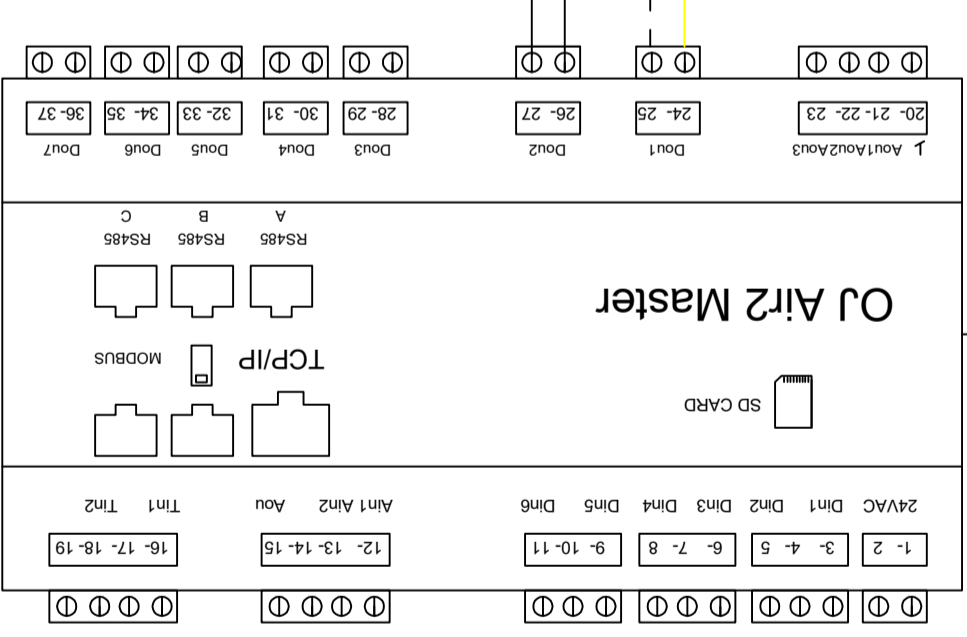
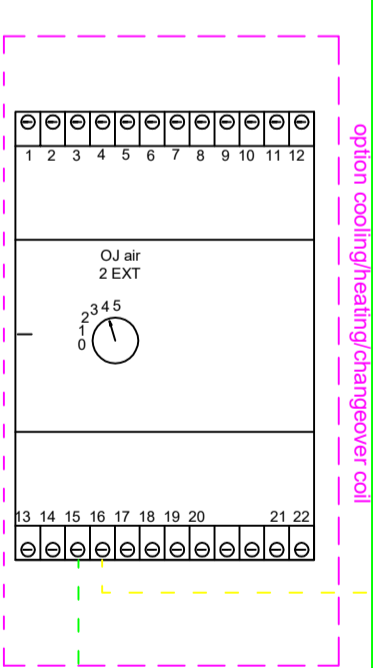
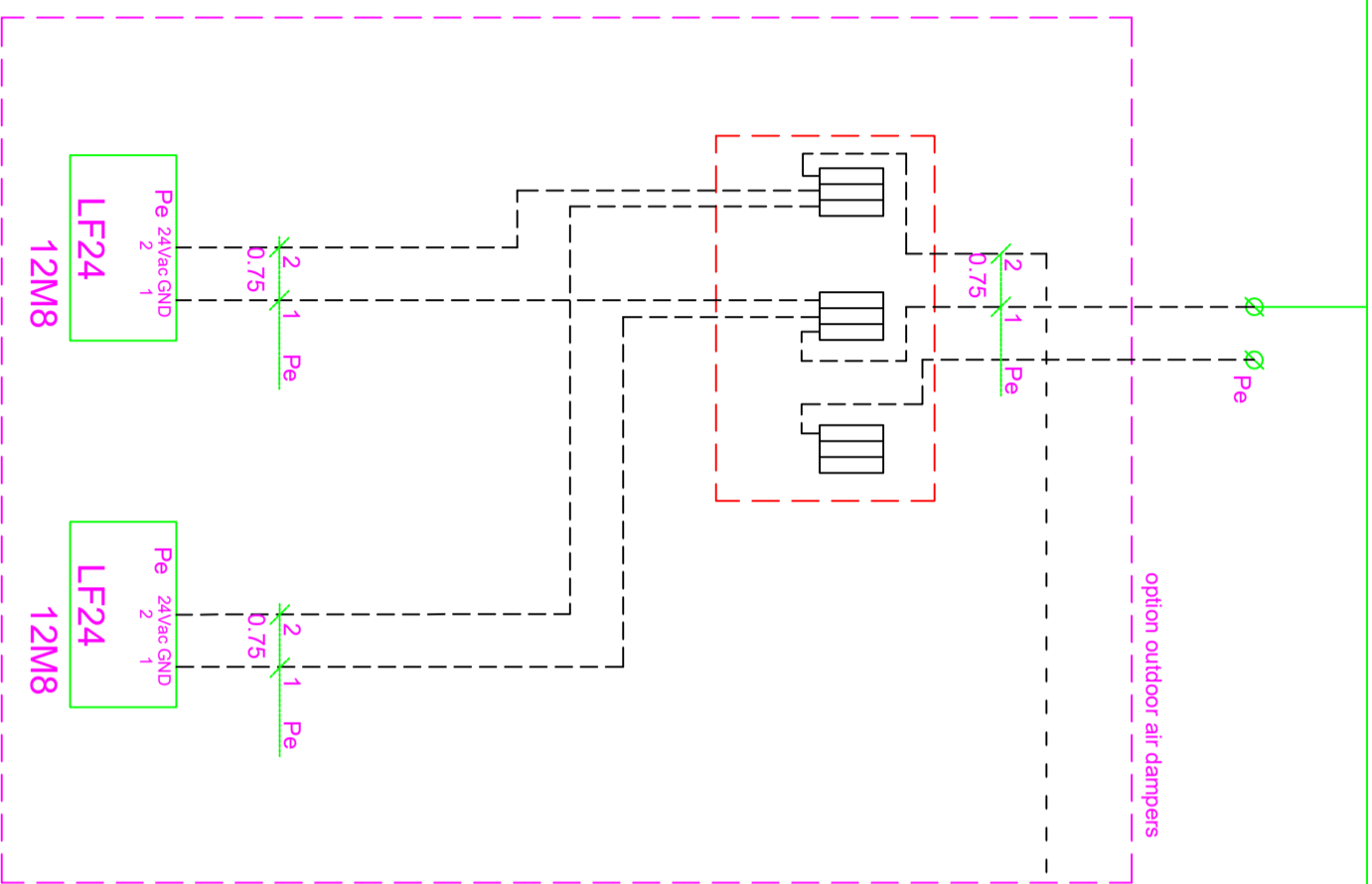
1	2	3	4	5	6	7	8	9	10
DO1	DO2			DO1	DO2	DO3	DO4	DO5	DO6
heating HP EXT modul	cooling (HP) EXT modul			(EXT) Damper contact	heating relay	A alarm	B alarm	Operating	
13/14	15/16					contact	contact	relay	

230Vac L

230Vac N

24Vac L

24Vac N



230Vac
E-Heater

①	
②	
③	

Get.	HMV
Datum	19-09-2019

Order Type	OJ Air2 master
Rev.	-
status	-

Page description	Digital out
------------------	-------------

Blz: 14

Dual PTH 6202-2 SW 3

Klem	code	code	code	code
1	T1	temp extract		
2	GND	GND		
3	T2	temp supply		
4	GND	GND		

Dual PTH 6202-2 SW 5

Klem	code	code	code	code
1	T1	temp outdoor		
2	GND	GND		
3	T2	temp exhaust		
4	GND	GND		

EXT SW 4





Klem	code	code	code
1	GND		
2	Aout2	Cooling	
3	GND		
4	Aou1	Heating (HP) cooling HP	
13	DOU 1	Heating (HP)	
14			
15			
16	DOU2	Cooling(HP)	
21	GND		
22	Tin1	Sensor supply	

Dual PTH 6202-2 SW 1

Klem	code	code	code	code
1	T1	temp outdoor air		
2	GND	GND		
3	T2	temp exhaust air		
4	GND	GND		

Dual PTH 6202-2 SW 2

Klem	code	code	code	code
1	T1	temp extract air		
2	GND	GND		
3	T2	temp supply air		
4	GND	GND		

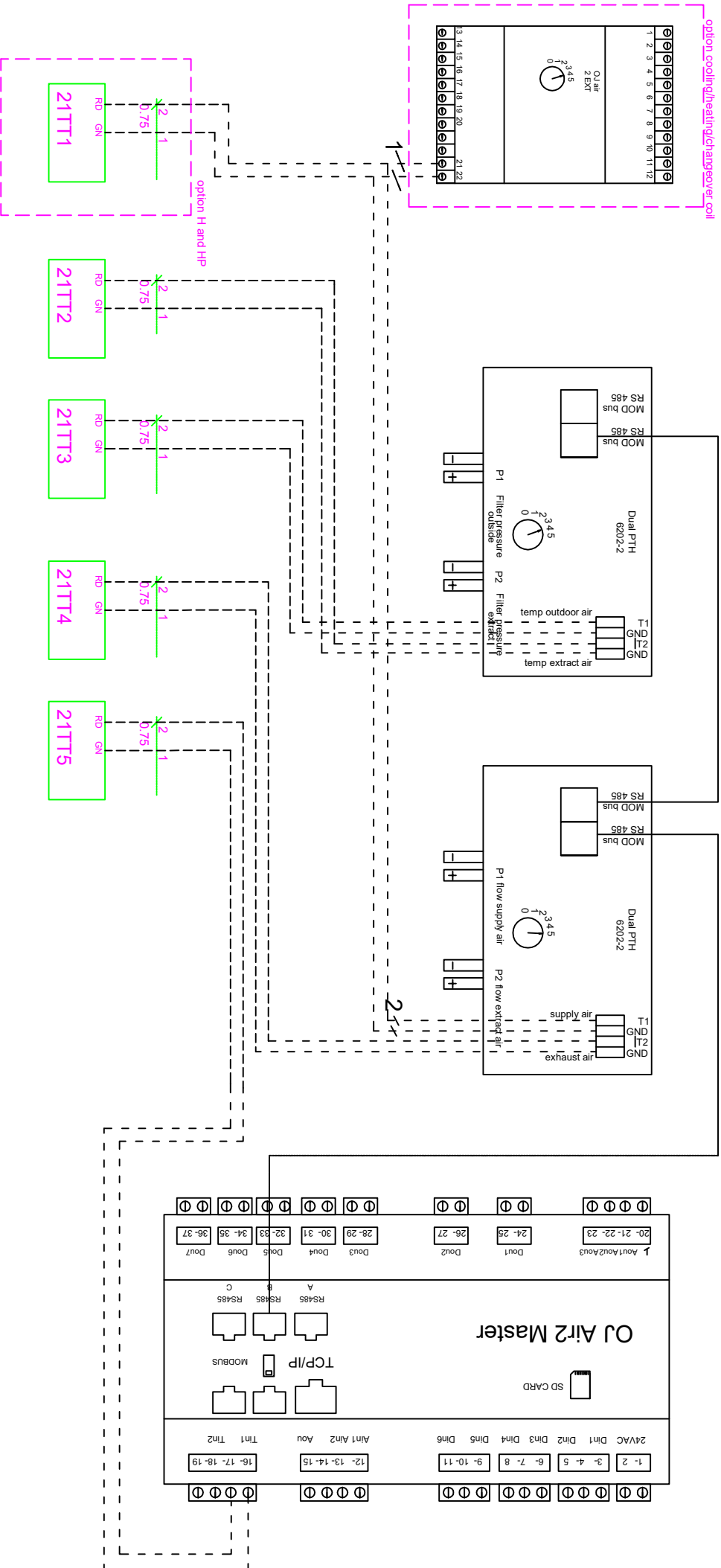
	Get.	HMV	Order
	Datum	19-09-2019	Type
		-	Rev.
		-	status
			OJ Air2 master

	Page discription
	overzicht PTH 6202-2 and extension

1	2	3	4	5	6	7	8	9	10
sensor	sensor	sensor	sensor	sensor					
supply	extract	outside	exhaust	frostprotect					
prio 1,2									

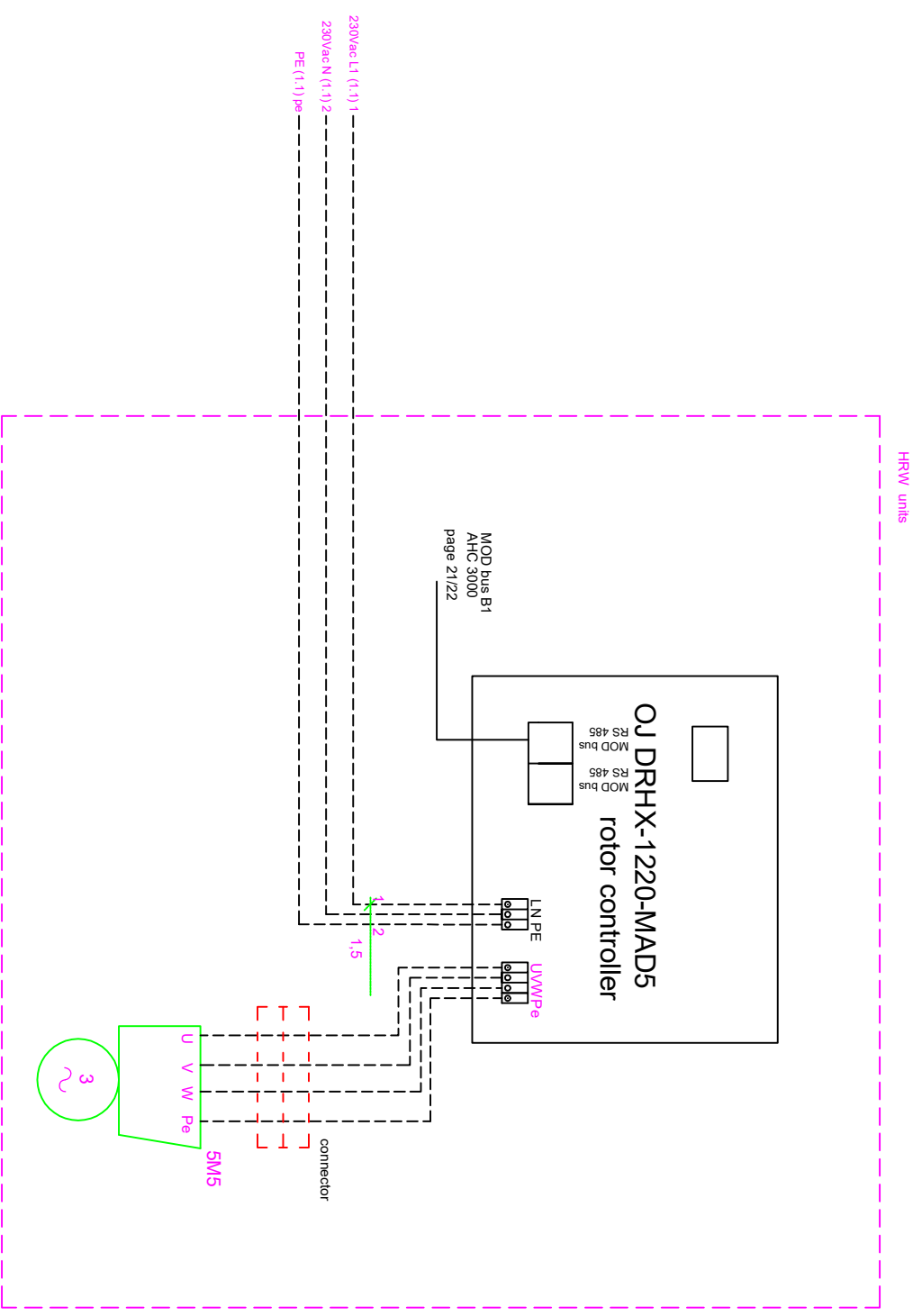
HCP

24Vac L
24Vac N



①	Get.	HMV	Order	Page description	BLZ: 21a
②	Datum	19-09-2019	Type	temperature and pressure connections	
③		-	Rev.	with flow control	
④		-	status		

1	2	3	4	5	6	7	8	9	10
							powersupply		
							OJ Air2		
							DRHX 1120		
							rotor controller		



①	
②	
③	
④	

Get.	HMV
Datum	19-09-2019
Datum	-

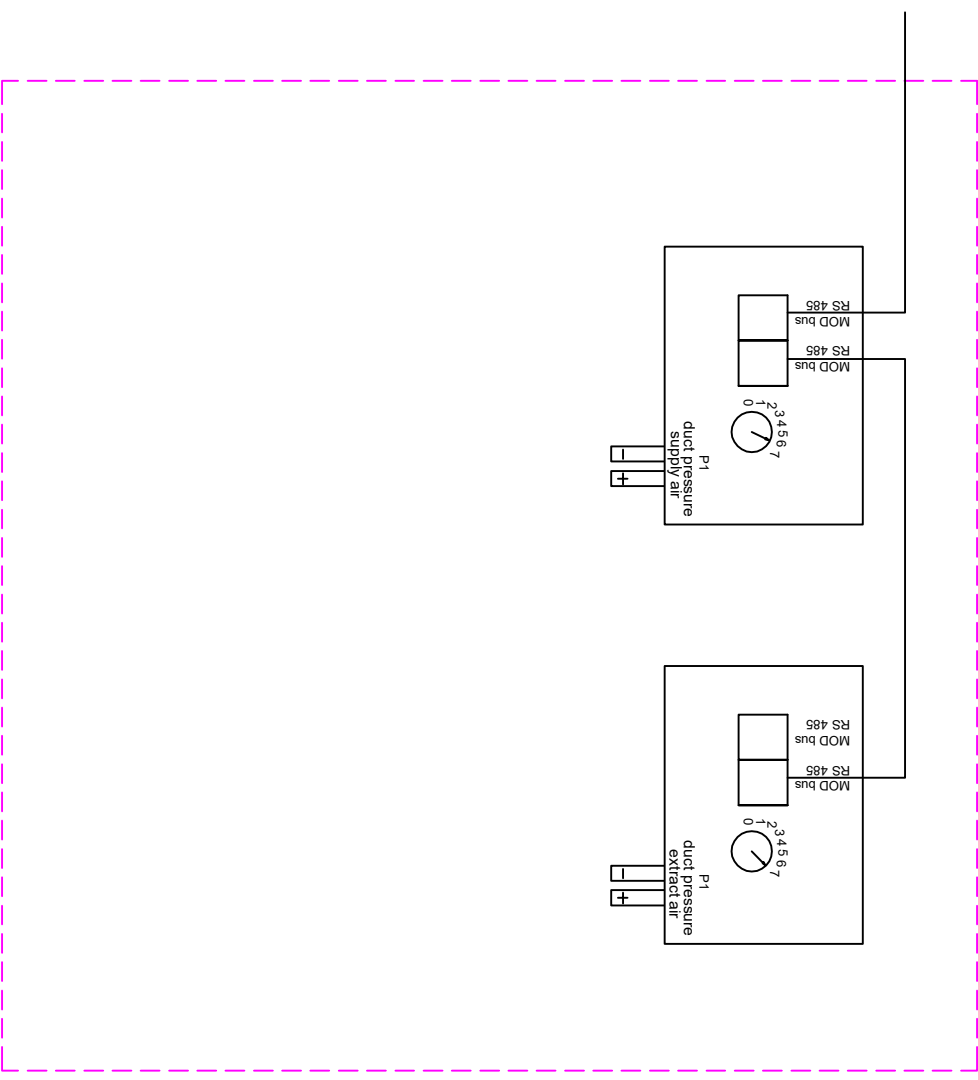
Order	OJ Air2 master
Type	
Rev.	
status	-

OJ DRHX 1120 MAD 5
rotor controller

Blz: 22

1	2	3	4	5	6	7	8	9	10
					duct pressure	duct pressure			
					supply air	extract air			
					PTH 6202	PTH 6202			
					6	7			

HOP & HRW



①		Get.	HMV
②		Datum	19-09-2019
③		Datum	-
④		Datum	-

Order	OJ Air2 master
Type	6
Rev.	-
status	-

PTH 6202
pressure controlled supply and extract

BIZ: 23

option

	code	code
1	H 230V pump	230V pump start relay heater
2	S and E damper	supply and extract air damper 24V AC
3	F SW E and F	filter pressure switch extract and supply
4	P D E and S	pressure sensors for pressure control extract and supply
5	CC, H, HP	Cooler, Heater, Changeover(HP)
6	CO2	CO2 sensor
0	-	-
0	-	-

Get.	HMV
Datum	19-09-2019
	-
	-

Order	OJ Air2 master
Type	
Rev.	
status	-

Page discription	
option discription	


B1z:
A

30

1	2	3	4	5	6	7	8	9	10	storing
	water pump									

24Vac (132) _____ 24Vac (132)

24Vac (132)



24Vac (132) _____ 24Vac (132)

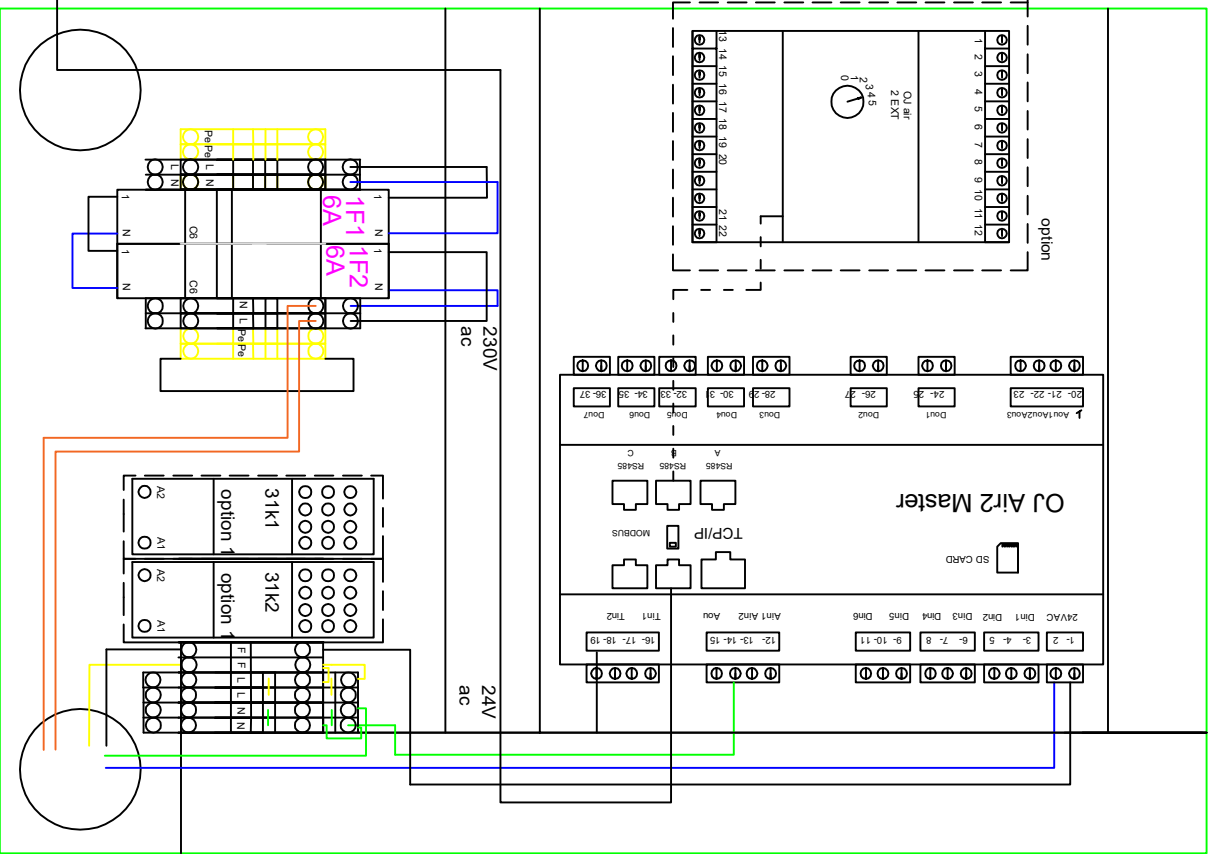
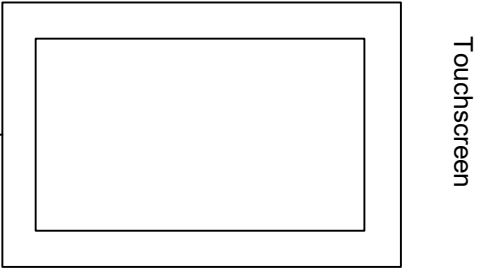


Get.	HMV
Datum	20-5-2019
Revisie	

Order	2080233
Type	HCP 6200
Rev.	-
status	

water pump

Blz: 33



①	Get.	HMV
②	Datum	19-09-2019
③		
④		

	Order	OJ Air2 master
	Type	
	Rev.	
	status	

Page description
cabinet drawing & display connection 230V

BIZ: 50